

BLOCK RANGE



**Columbia
DBL**

BUILT FOR LIFE

BLOCK RANGE

Columbia DBL
Your Mark Of Quality



Member of
Concrete
Manufacturers
Association

Dimensions in Millimetres




* MA 190
16.2Kg 12.5/m.Sq
7Mpa



MA 190 Lintel
7.14Kg 5/m.
7Mpa




MA 190 Sill
7.82Kg 5/m
7Mpa




MA 190 Half
8.22Kg 5/m.
7Mpa



* MA 140
13Kg 12.5/m.Sq
7Mpa



MA 140 Lintel
6Kg 5/m.
7Mpa



MA 140 Sill
6Kg 5/m
7Mpa



MA 140 Half
6Kg
7Mpa




* MA 90
10kg 12.5/m.Sq
7Mpa




MA 90 Lintel
4.83kg 5/m.
7Mpa



MA 90 Half
4.7kg 12.5/m.
7Mpa



190 MCR 90 *
12.43kg 5
7Mpa



190 MCR 90 Half *
7.7Kg
7Mpa



140 MCR 90 *
12.43Kg
7Mpa

Versatile: Easily Pigmented, Painted and Cladded



* Made to order • Minimum quantities apply
All colour runs made to order (refer to overleaf).
Variances between full + complimentary units.

Colour reproduction may not be accurate due to the nature of the printing process.

Phone for Specialist Advice on Your Project: TEL: (021) 905-1665 • FAX: (021) 905-4049
P.O. BOX 287, BLACKHEATH 7581 • WEBSITE: WWW.COLUMBIADBL.COM • EMAIL: INFO@COLUMBIADBL.COM